Biocean Group

CORE™ Lymphocyte Separation Medium

Core Advantages

01. Closed system: Strengthening the biosafety defense line

Displacing traditional bottled handling methods, this system employs a medical-grade sterile bag design to ensure fully enclosed sample processing throughout the procedure, significantly reducing risks of aerosol generation and cross-contamination while better complying with GMP and biosafety laboratory standards.

02. Meeting international standards with stable and outstanding performance

validated through extensive clinical samples, this product exhibits precise density measurement and clear interface characteristics, with PBMC recovery rates and viability comparable to those of mainstream international Ficoll products, meeting diverse requirements in scientific research, cell therapy, and in vitro diagnostics.

03. Easy to operate and compatible with automation

The bagged format facilitates easier integration into automated blood processing systems, reduces manual intervention, enhances batch consistency, and supports large-scale sample processing as well as the establishment of standardized workflows.

Certification assurance for Class I medical devices

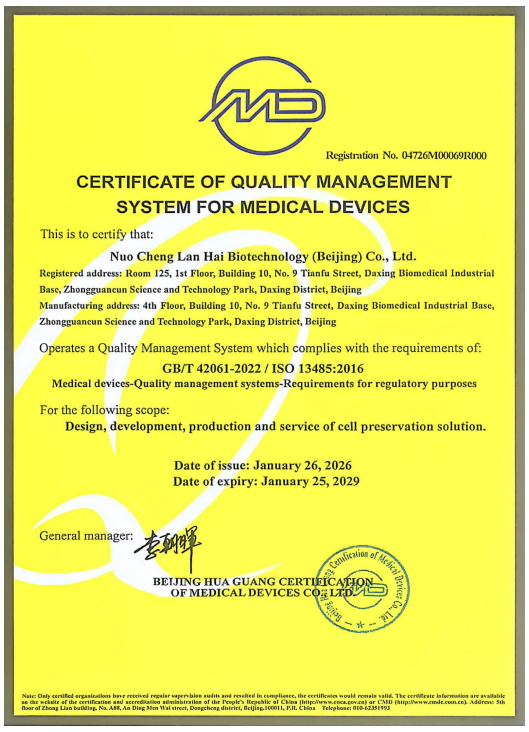

Registration No. 04726M00069R000

CERTIFICATE OF QUALITY MANAGEMENT SYSTEM FOR MEDICAL DEVICES

This is to certify that:

Nuo Cheng Lan Hai Biotechnology (Beijing) Co., Ltd.

Registered address: Room 125, 1st Floor, Building 10, No. 9 Tianfu Street, Daxing Biomedical Industrial Base, Zhongguancun Science and Technology Park, Daxing District, Beijing

Manufacturing address: 4th Floor, Building 10, No. 9 Tianfu Street, Daxing Biomedical Industrial Base, Zhongguancun Science and Technology Park, Daxing District, Beijing

Operates a Quality Management System which complies with the requirements of:

GB/T 42061-2022 / ISO 13485:2016

Medical devices-Quality management systems-Requirements for regulatory purposes

For the following scope:

Design, development, production and service of cell preservation solution.

Date of issue: January 26, 2026

Date of expiry: January 25, 2029

General manager:

BEIJING HUA GUANG CERTIFICATION OF MEDICAL DEVICES CO., LTD.

Note: Only certified organizations have received regular supervision audits and resulted in compliance, the certificates would remain valid. The certificate information are available on the website of the certification and accreditation administration of the People's Republic of China (http://www.cnca.gov.cn) or CMD (http://www.cmdc.com.cn). Address: 5th floor of Zhong Lian building, No. A88, An Ding Men Wai street, Dongcheng district, Beijing,100011, P.R. China Telephone: 010-62351593

Easy to operate and compatible with automation

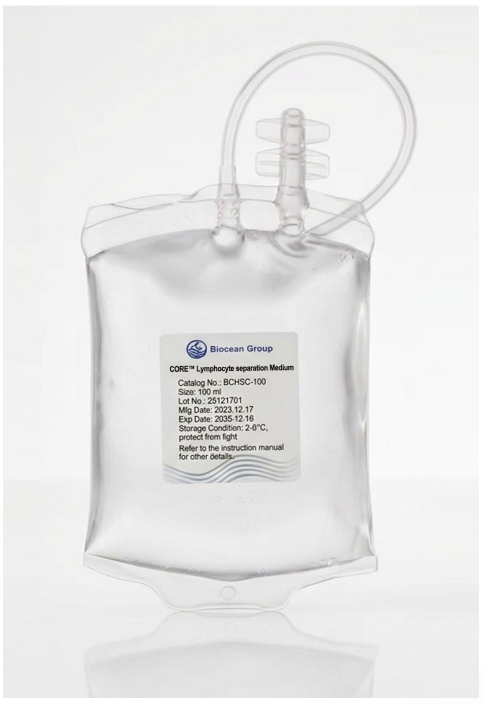

Biocean Group

Application Cases

- Application of PBMC Isolation
- Preparation of Immune Cell Drugs
- Scientific Research and Vaccine Development
- Clinical and Translational Medicine

From "bottle" to "bag": sealed packaging ensures greater reliability; benchmarked against imported Ficoll, it delivers more efficient separation. This next-generation sealed separation medium is specifically designed for PBMC isolation, balancing the flexibility required for laboratory research with the safety and compliance demands of clinical applications.

Schematic diagram of the standard centrifugal stratification model

Plasma Layer
Platelets and cell debris

Separation Medium Layer
Partial granulocytes

Red blood cell layer
Most red blood cells and granulocytes



Brownish-yellow layer of erythrocyte sedimentation rate

Mononuclear cell (MNC) layer

CD45+ cells:>90% (PB*) &>85% (CB*)
Multinational companies:>80% (PB*) &>70% (CB*)

Survival Rate:> 95%
Recovery rate*: 60±20%

Recover mononuclear cells (MNCs) from original blood samples
*PB： Peripheral Blood
*CB： Cord Blood

Size	Specifications	Blood Volume（BV）
100 ml	Bottled	Sample: Ficoll = 1:1 to 2:1
110 ml	Clinical Blood Bags	50-100ml
Specifications	OEM/ODM	

The typical flow cytometry (FCM) analysis results are presented as follows:

PB
The proportion of CD45-positive cells exceeds 90%.
Monocytes>80%

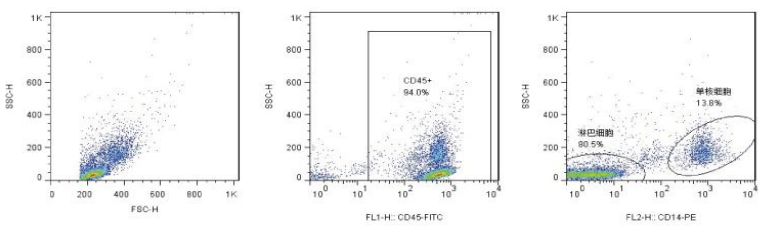

Peripheral Blood

CB
The proportion of CD45-positive cells exceeds 85%.
Monocytes> 70%

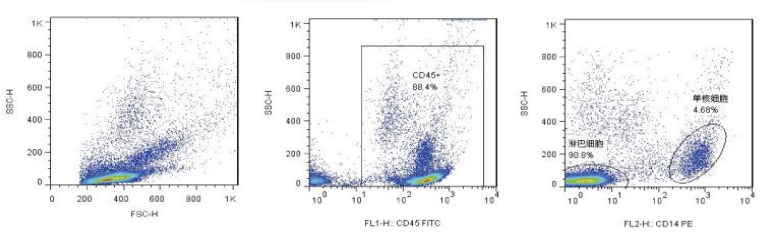

Cord Blood

Tel： +86-10-52187380 **Email：** public@biocean.group **Website:** https://bioceangroup.com