Biocean Group

CORE ™ Cyro 7.5

Next-generation low-toxicity, high-efficiency cell cryopreservation medium – specifically designed for immune cell and stem cell therapies

Lower DMSO • Higher Viability • Broader Lineages

“Beyond benchmarking against CS10 – superior in clinical safety.”

Immune cell field

CAR-T / NK / TIL cell therapy

Adult stem cells

Mesenchymal Stem Cells (MSC)

Cutting-edge regenerative medicine

Induced Pluripotent Stem Cells (iPSC)

Hematological therapy

Hematopoietic stem cell transplantation and research

Biocean Group

Breaking the toxicity deadlock of traditional cryopreservation

Say goodbye to the toxicity dilemma of traditional cryopreservation.

In the field of cell therapy, DMSO (dimethyl sulfoxide) is an indispensable 'double-edged sword' for cell cryopreservation. Traditional cryopreservation media (such as the standard formulation benchmarked against CS10) typically contain 10% or higher DMSO.

Its significant cytotoxicity and potential clinical side effects, including severe cardiovascular toxicity, allergic reactions, etc., have always been the greatest risks and technical bottlenecks hindering the large-scale commercial clinical application of cell drugs.

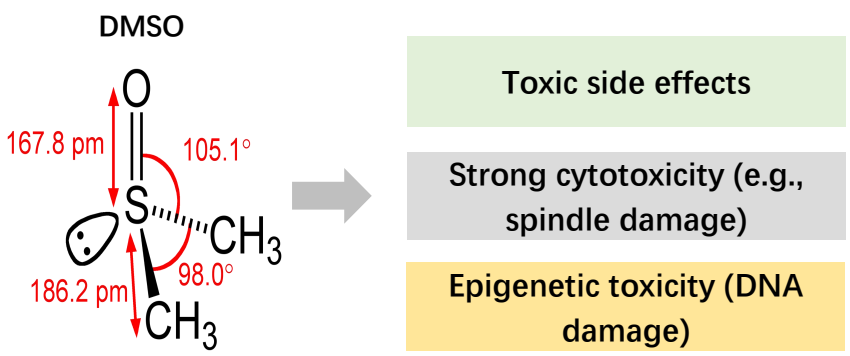

Toxic side effects

Strong cytotoxicity (e.g., spindle damage)

Epigenetic toxicity (DNA damage)

CORE™ Cyro 7.5 An innovative breakthrough, tailor-made for clinical-grade cell drugs.



We have precisely reduced the DMSO concentration to 7.5% and combined it with proprietary osmolarity modulation and synergistic protection technology, achieving significantly lower cytotoxicity and minimized clinical risks while perfectly preserving or even enhancing cryoprotective efficacy for cells.

NK Cell-Specific Optimization Protocol： Designed to address a critical industry challenge—fully resolving the issue of NK cells remaining viable but non-cytolytic post-thaw, thereby maximizing the clinical benefit of the cell therapy.

Biocean Group

Three Core Advantages • Defining a New Industry Standard

Product meets diverse needs: ① Broad-spectrum applicability (across multiple cell types)

Immune cells

CORE™Cyro7.5
CS10

NK cells

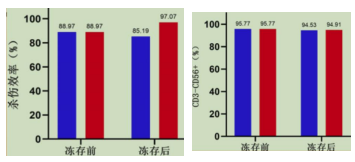

Car-T cells

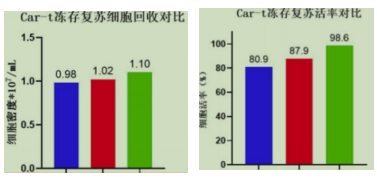

PBMC

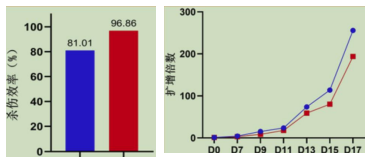

Cell Freezing Medium	DMSO (%)	HSA (%)	Before Freezing			After thaw		
			Density (E7/ml)	Viability (%)	Diameter (μm)	Density (E7/ml)	Viability (%)	Diameter (μm)
01	2.5%	0.5%	1	99.7	10.7	0.958	80.9	10.9
02	5%	0.5%				1.02	87.9	10.8
03	5%	0				1.10	98.6	10.7
04	0	0				1.15	99.3	10.4

Product meets diverse needs: ②High post-thaw viability and functional retention

Umbilical cord mesenchymal stem cells (UC-MSCs)

CORE™Cyro7.5
CS10

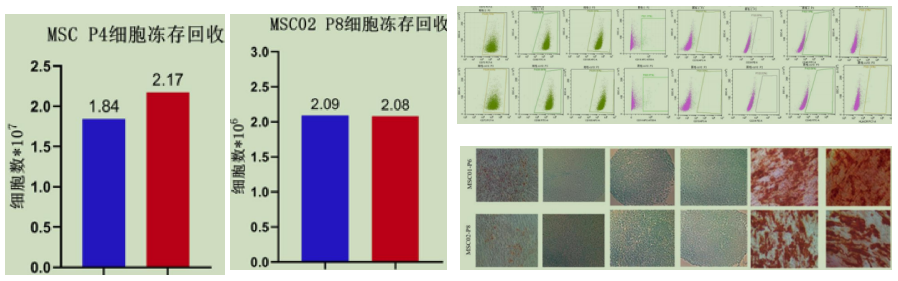

Biocean Group's cell cryopreservation medium has been carefully optimized for a wide range of sensitive cell types and applications, providing excellent protection and ensuring high post-thaw viability.。

Safety

CORE ™ Cyro 7.5 : ★ ★ ★ ★ ★ (7.5% DMSO)

Significantly reduces the risk of adverse reactions to reinfusion, offering a safer clinical choice.

Traditional cryopreservation medium:

★ ★ ★ (10%+ DMSO)

High toxicity, risk of allergy/cardiovascular complications, limiting clinical application.

Viability

CORE ™ Cyro 7.5 : ✓ Excellent performance

Perfectly retains cytotoxic activity and expansion potential, ensuring drug efficacy.

Traditional cryopreservation medium:⚠ Average efficacy

NK cells are highly sensitive to DMSO, often leading to post-thaw 'viable but non-cytotoxic' cells.

Scope

CORE ™ Cyro 7.5 : ◆ Versatile and universal

Perfectly compatible with immune cells (T/NK/DC) and various stem cells—one tube for multiple applications.

Traditional cryopreservation medium:◆ Cell-type specific

Often limited to a single cell line, unable to meet diverse R&D pipelines.

Post-thaw viability

⩾ 95%

Superior cell viability maintenance

Cytotoxic activity

> 85%

NK cell activity maintained 24h post-thaw

Production compliance

GMP-grade

Serum-Free / Animal Component-Free

Excellent batch-to-batch stability

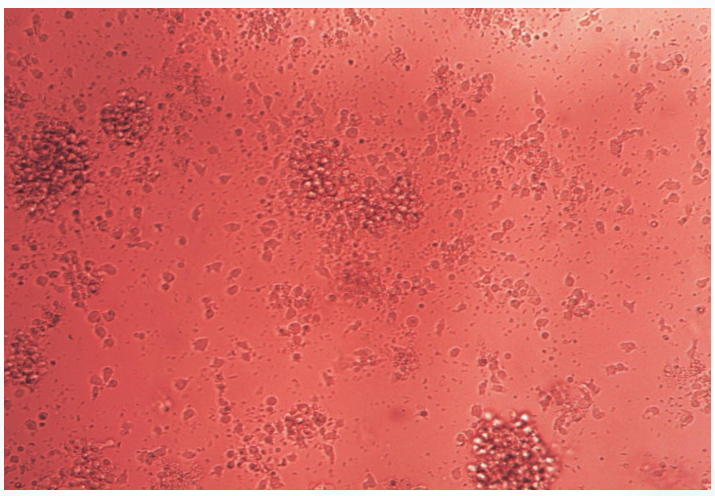

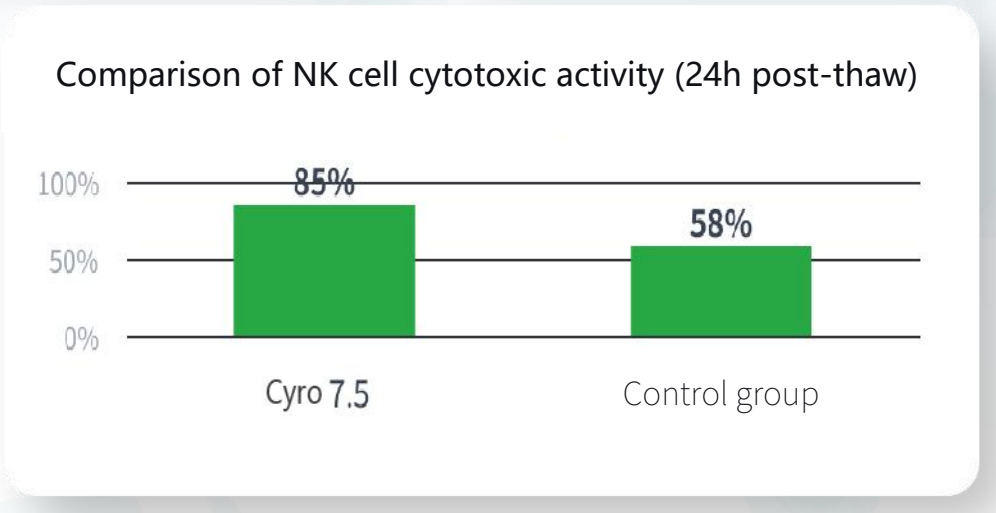

Biocean Group

Empowering the full cell pipeline

- CAR-T / NK
- NK / NKT / TIL
- DC / Macrophage
- MSC • Mesenchymal stem cells
- HSC • Hematopoietic stem cells
- iPSC • Induced pluripotent stem cells

From lab research to commercial production, CORE™ Cryo 7.5 is dedicated to providing you with the safest and most reliable cell preservation solution. We continuously push technological boundaries to ensure that every precious cell resource, at the moment of thawing, regains its full vitality—supporting your cell therapy research and clinical translation.

Superior Performance, Data-Proven

Our product performance speaks for itself through data. Compared to traditional DMSO-containing cryopreservation media, Biocean Group's cell cryopreservation medium demonstrates overwhelming advantages in key metrics such as cell viability and post-thaw activity, providing a safer and more efficient protection solution for your valuable cells.

Comparison of cell viability

Biocean Group cryopreservation medium Industry-leading level	>95%
Traditional DMSO-based cryopreservation medium	70-80%

Post-thaw viability maintenance

Biocean Group cryopreservation medium Viability retention rate	>98%
Traditional DMSO-based cryopreservation medium	<85%

Contact Us

Tel
010-52187380

Official Email
public@biocean.group

Website
https://bioceangroup.com

© 2026 CryoSafe Biotech Inc. All Rights Reserved.